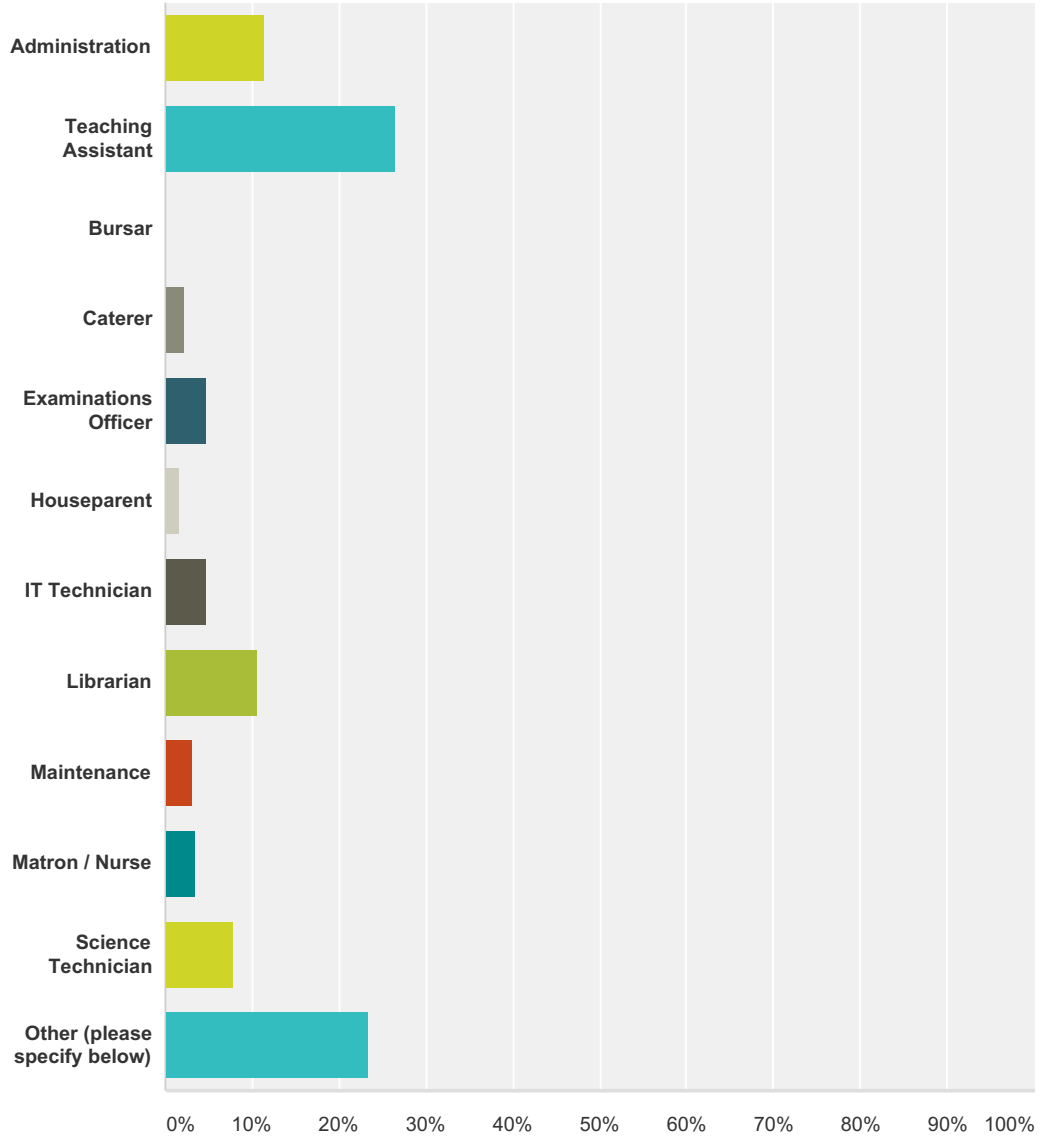


Q1 Which of the following most accurately describes your job title? (Please click on the down arrow to select)

Answered: 227 Skipped: 7



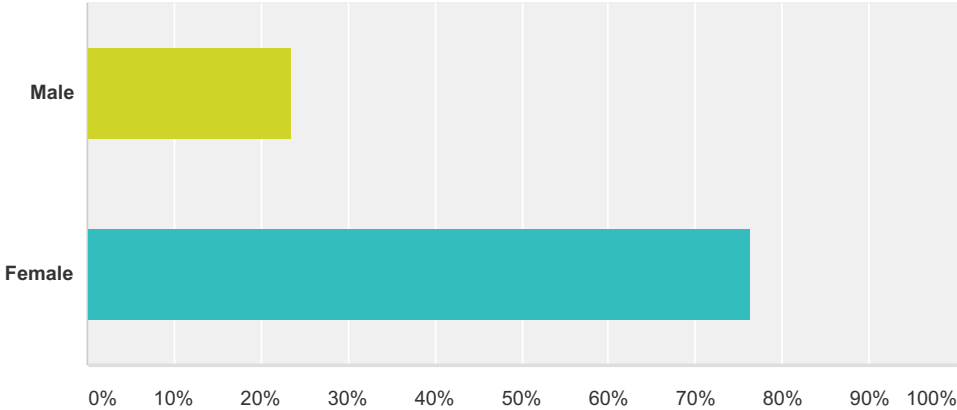
Answer Choices	Responses
Administration	11.45% 26
Teaching Assistant	26.43% 60
Bursar	0.00% 0
Caterer	2.20% 5
Examinations Officer	4.85% 11
Houseparent	1.76% 4

Independent Schools Support Staff Survey 2014

IT Technician	4.85%	11
Librarian	10.57%	24
Maintenance	3.08%	7
Matron / Nurse	3.52%	8
Science Technician	7.93%	18
Other (please specify below)	23.35%	53
Total		227

Q2 Are you?

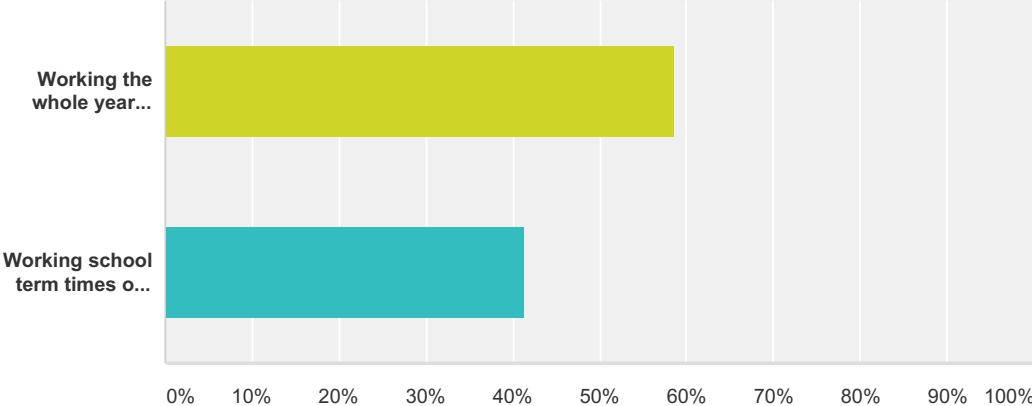
Answered: 234 Skipped: 0



Answer Choices	Responses	
Male	23.50%	55
Female	76.50%	179
Total		234

Q3 On what basis are you paid?

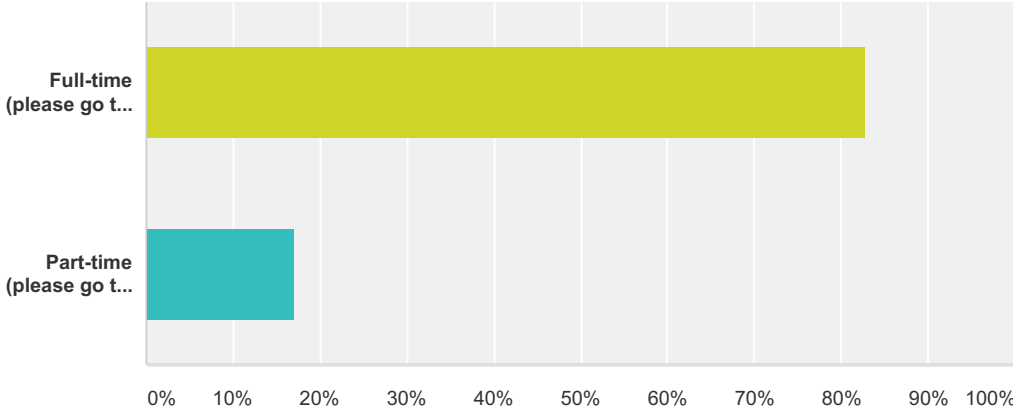
Answered: 210 Skipped: 24



Answer Choices	Responses
Working the whole year (please go to Q4)	58.57% 123
Working school term times only (please go to Q7)	41.43% 87
Total	210

Q4 If you are paid to work for the whole year are you?

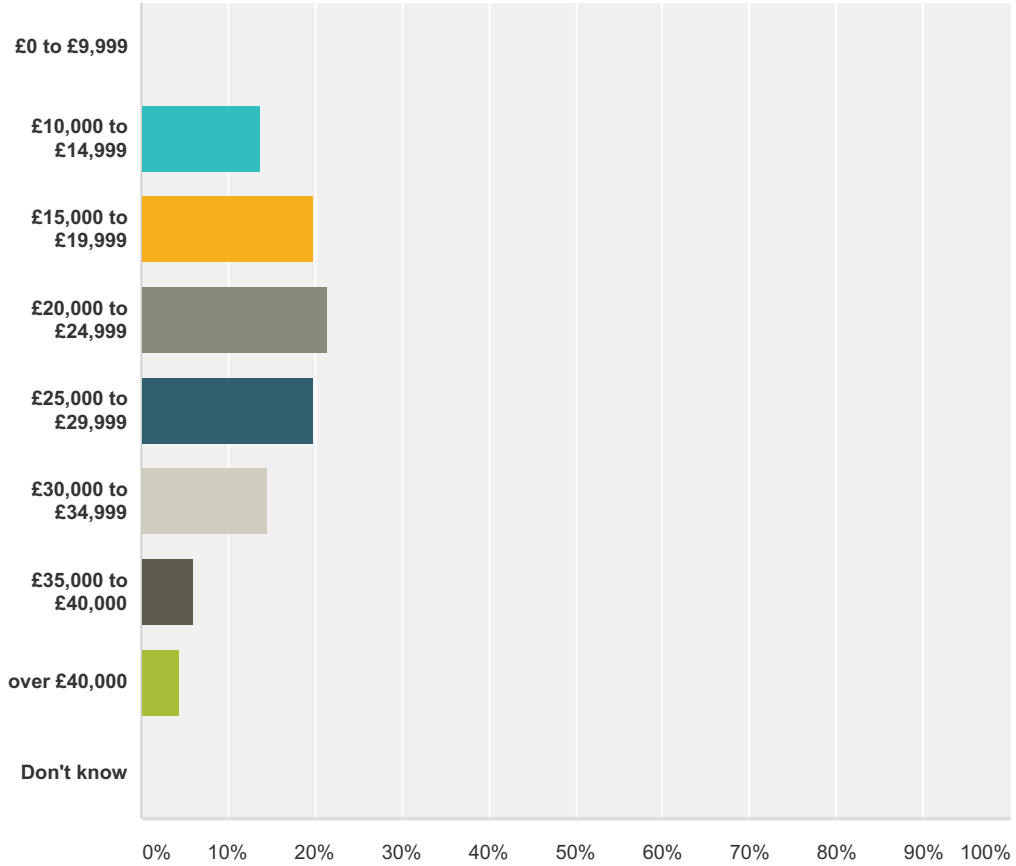
Answered: 134 Skipped: 100



Answer Choices	Responses
Full-time (please go to Q5)	82.84% 111
Part-time (please go to Q6)	17.16% 23
Total	134

Q5 If you work full-time how much do you earn? When you have answered this question please go to Q10.

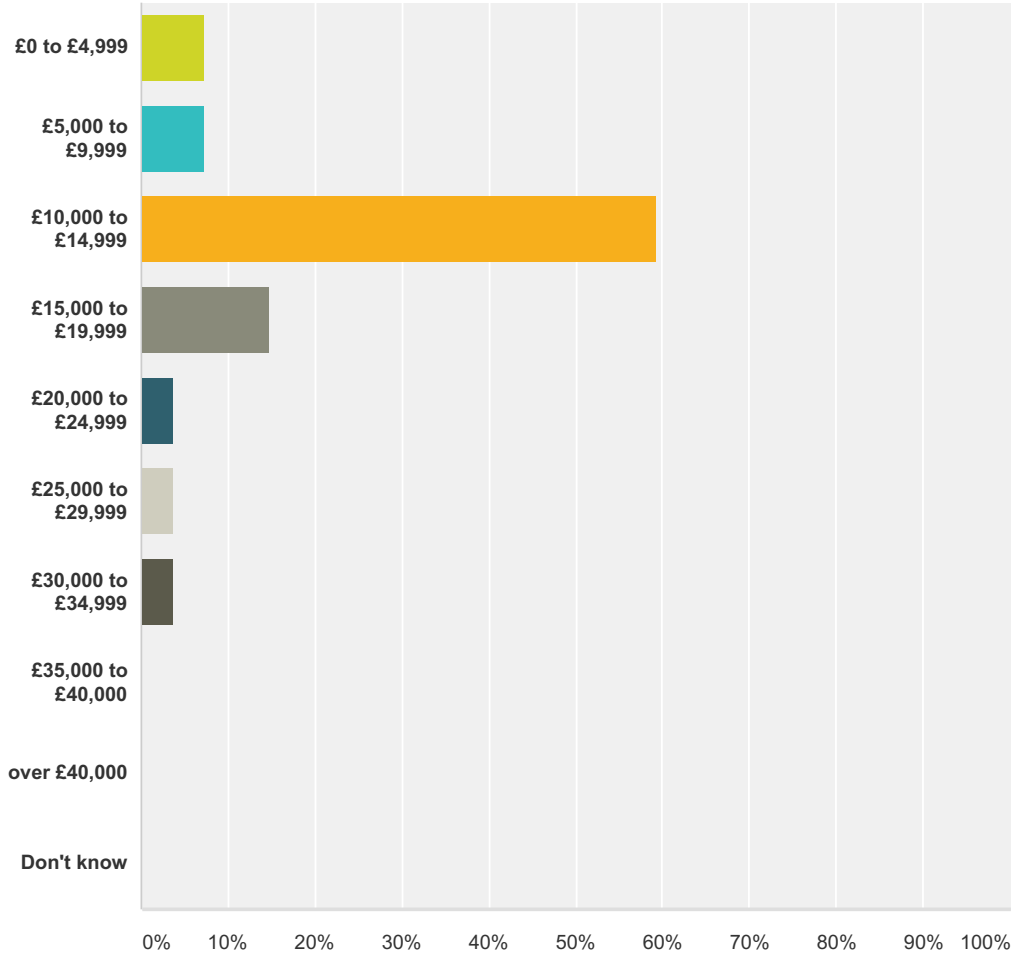
Answered: 116 Skipped: 118



Answer Choices	Responses	
£0 to £9,999	0.00%	0
£10,000 to £14,999	13.79%	16
£15,000 to £19,999	19.83%	23
£20,000 to £24,999	21.55%	25
£25,000 to £29,999	19.83%	23
£30,000 to £34,999	14.66%	17
£35,000 to £40,000	6.03%	7
over £40,000	4.31%	5
Don't know	0.00%	0
Total		116

Q6 If you work part-time how much do you earn? When you have answered this question please go to Q9.

Answered: 27 Skipped: 207



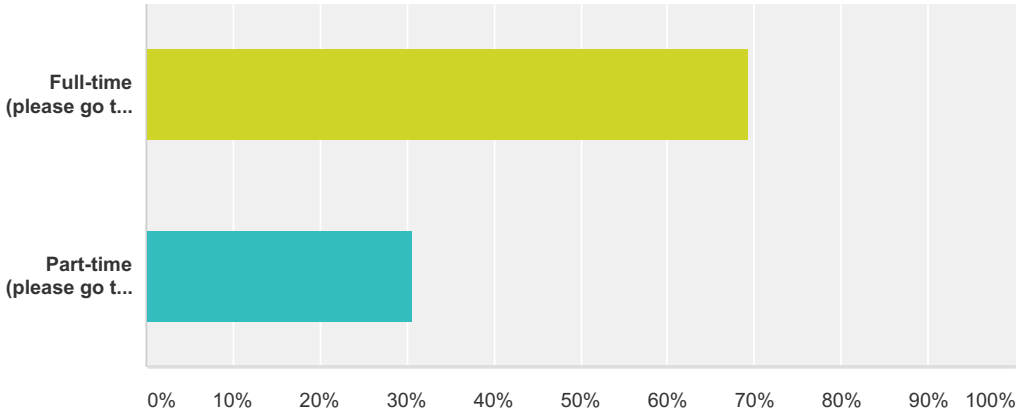
Answer Choices	Responses
£0 to £4,999	7.41% 2
£5,000 to £9,999	7.41% 2
£10,000 to £14,999	59.26% 16
£15,000 to £19,999	14.81% 4
£20,000 to £24,999	3.70% 1
£25,000 to £29,999	3.70% 1
£30,000 to £34,999	3.70% 1
£35,000 to £40,000	0.00% 0
over £40,000	0.00% 0

Independent Schools Support Staff Survey 2014

Don't know	0.00%	0
Total		27

Q7 If you are paid for only working during school term-time, do you work?

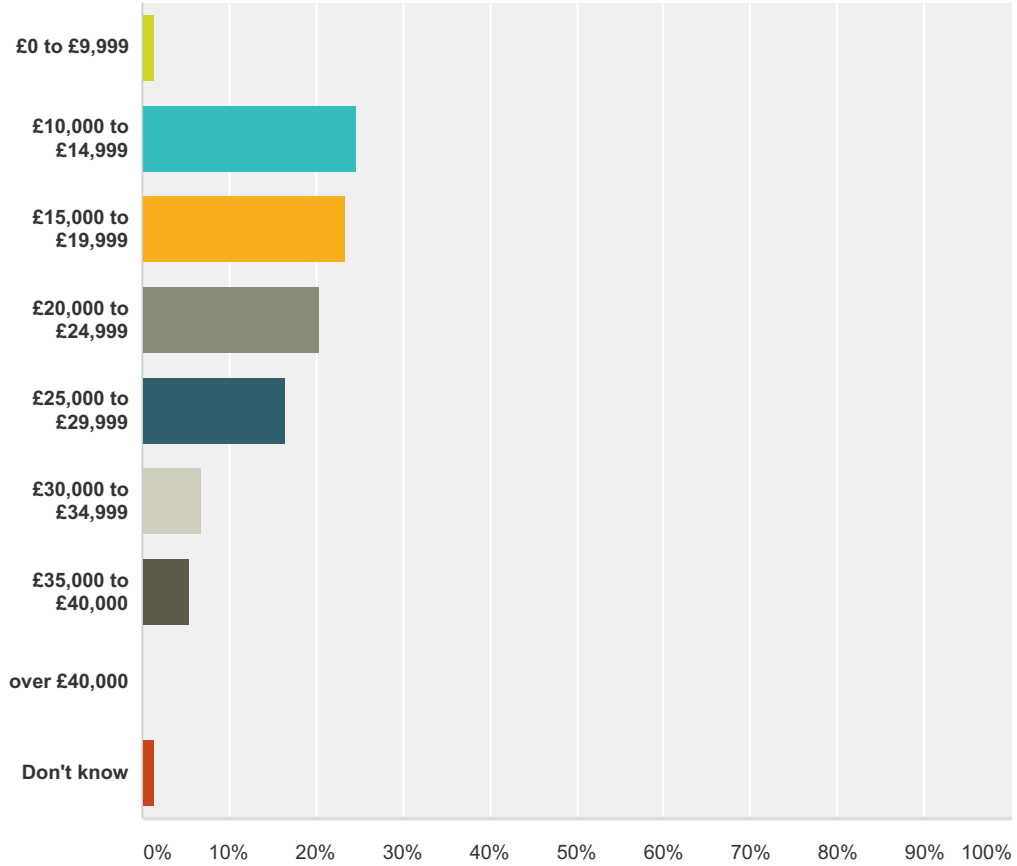
Answered: 101 Skipped: 133



Answer Choices	Responses
Full-time (please go to Q8)	69.31% 70
Part-time (please go to Q9)	30.69% 31
Total	101

Q8 If you work full-time how much do you earn? When you have answered this question please go to Q10.

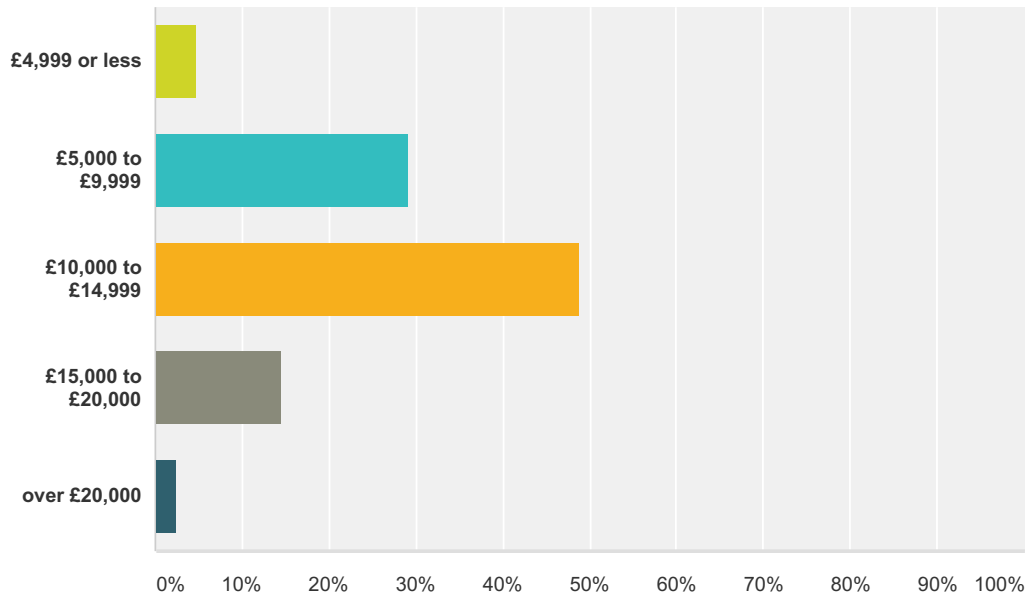
Answered: 73 Skipped: 161



Answer Choices	Responses	
£0 to £9,999	1.37%	1
£10,000 to £14,999	24.66%	18
£15,000 to £19,999	23.29%	17
£20,000 to £24,999	20.55%	15
£25,000 to £29,999	16.44%	12
£30,000 to £34,999	6.85%	5
£35,000 to £40,000	5.48%	4
over £40,000	0.00%	0
Don't know	1.37%	1
Total		73

Q9 If you work part-time how much do you earn?

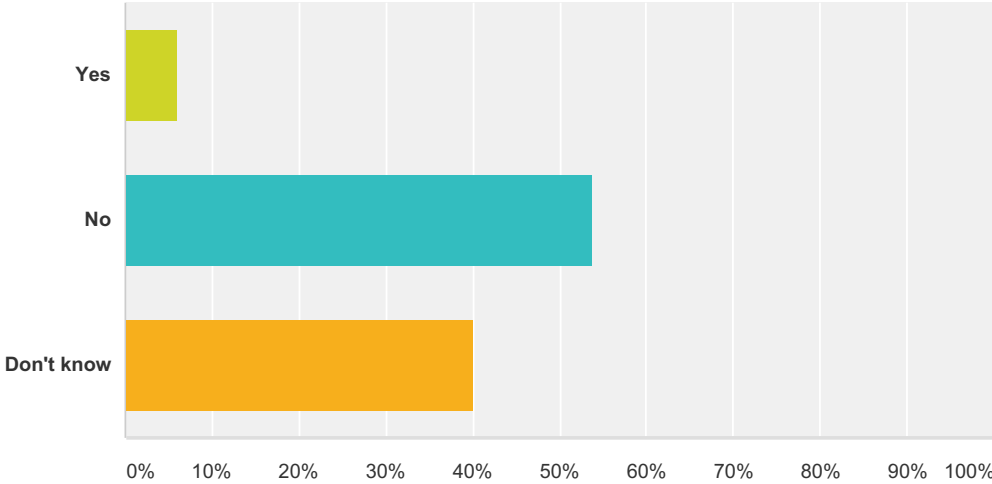
Answered: 41 Skipped: 193



Answer Choices	Responses
£4,999 or less	4.88% 2
£5,000 to £9,999	29.27% 12
£10,000 to £14,999	48.78% 20
£15,000 to £20,000	14.63% 6
over £20,000	2.44% 1
Total	41

Q10 Are you, or any support staff at your school, on a zero-hours contract (a contract with no specified hours)?

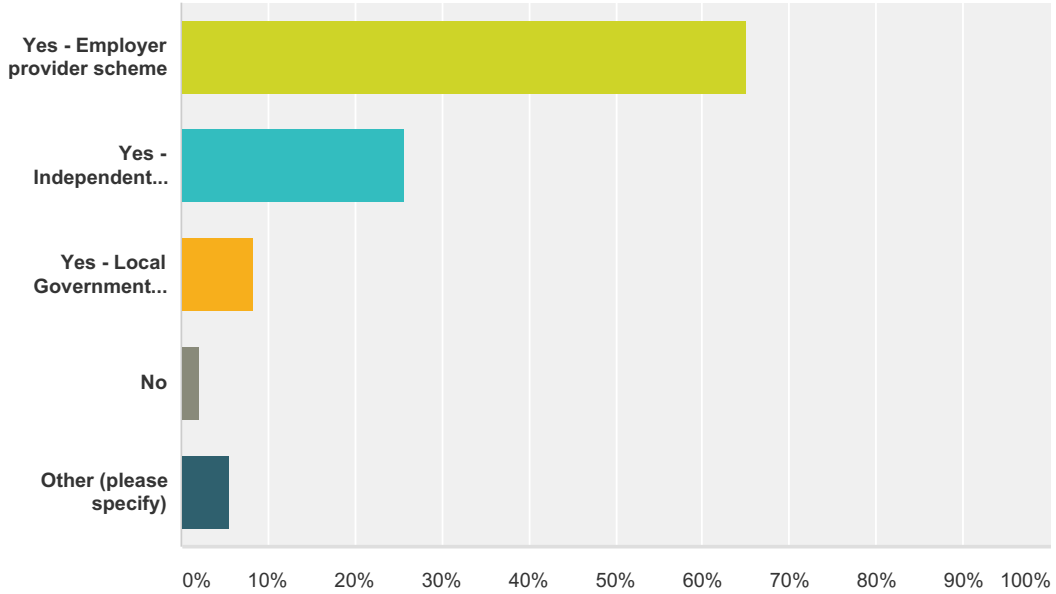
Answered: 230 Skipped: 4



Answer Choices	Responses
Yes	6.09% 14
No	53.91% 124
Don't know	40.00% 92
Total	230

Q11 Does your employer offer you a pension scheme? (Please mark all that apply)

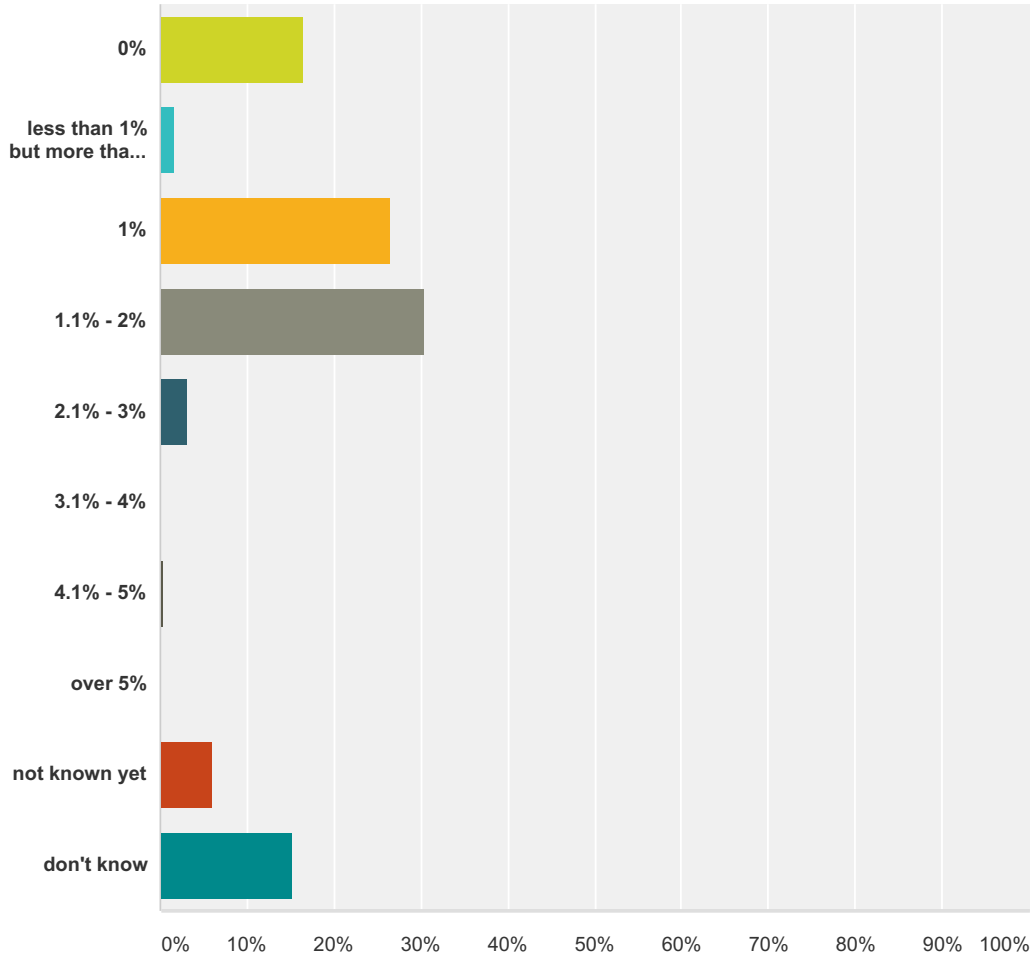
Answered: 230 Skipped: 4



Answer Choices	Responses	
Yes - Employer provider scheme	65.22%	150
Yes - Independent Schools' Pension Scheme	25.65%	59
Yes - Local Government Pension Scheme	8.26%	19
No	2.17%	5
Other (please specify)	5.65%	13
Total Respondents: 230		

Q12 What cost of living increase will you receive for this academic year 2014/15, if any?(Please click on the down arrow to select)

Answered: 230 Skipped: 4



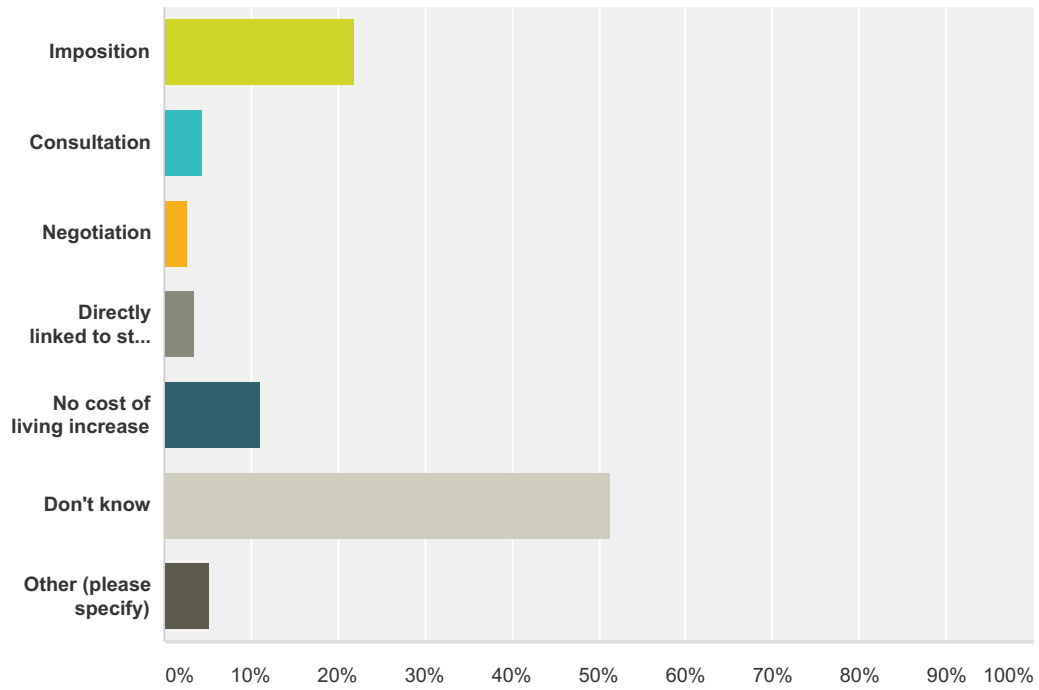
Answer Choices	Responses	
0%	16.52%	38
less than 1% but more than 0%	1.74%	4
1%	26.52%	61
1.1% - 2%	30.43%	70
2.1% - 3%	3.04%	7
3.1% - 4%	0.00%	0
4.1% - 5%	0.43%	1
over 5%	0.00%	0

Independent Schools Support Staff Survey 2014

not known yet	6.09%	14
don't know	15.22%	35
Total		230

Q13 How is the cost of living increase (if any) determined in your school?

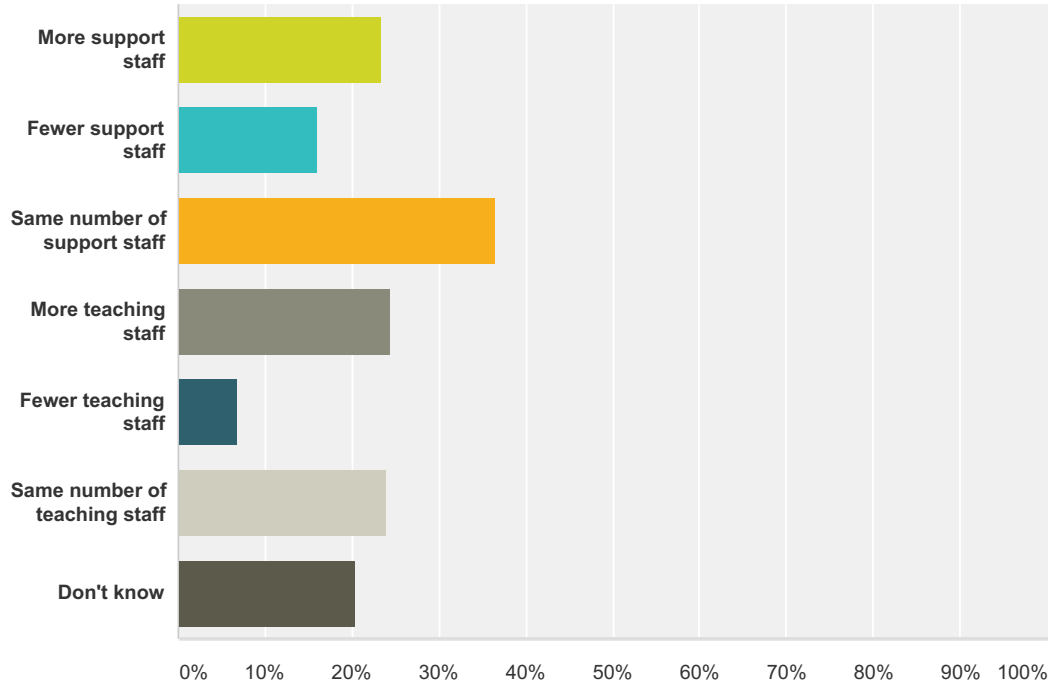
Answered: 228 Skipped: 6



Answer Choices	Responses
Imposition	21.93% 50
Consultation	4.39% 10
Negotiation	2.63% 6
Directly linked to state sector	3.51% 8
No cost of living increase	10.96% 25
Don't know	51.32% 117
Other (please specify)	5.26% 12
Total	228

Q14 Has the number of staff changed in your school as of 1 September 2014 compared to 1 September 2013? (Please mark all that apply)

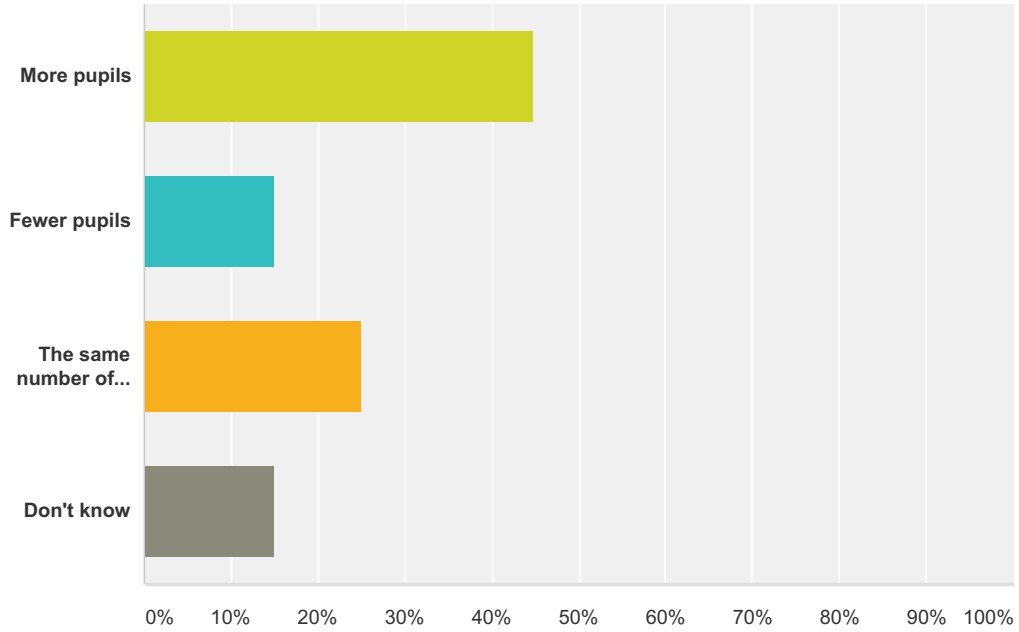
Answered: 230 Skipped: 4



Answer Choices	Responses
More support staff	23.48% 54
Fewer support staff	16.09% 37
Same number of support staff	36.52% 84
More teaching staff	24.35% 56
Fewer teaching staff	6.96% 16
Same number of teaching staff	23.91% 55
Don't know	20.43% 47
Total Respondents: 230	

Q15 Has the number of pupils changed in your school as at 1 September 2014 compared to 1 September 2013? (Please click on the down arrow to select)

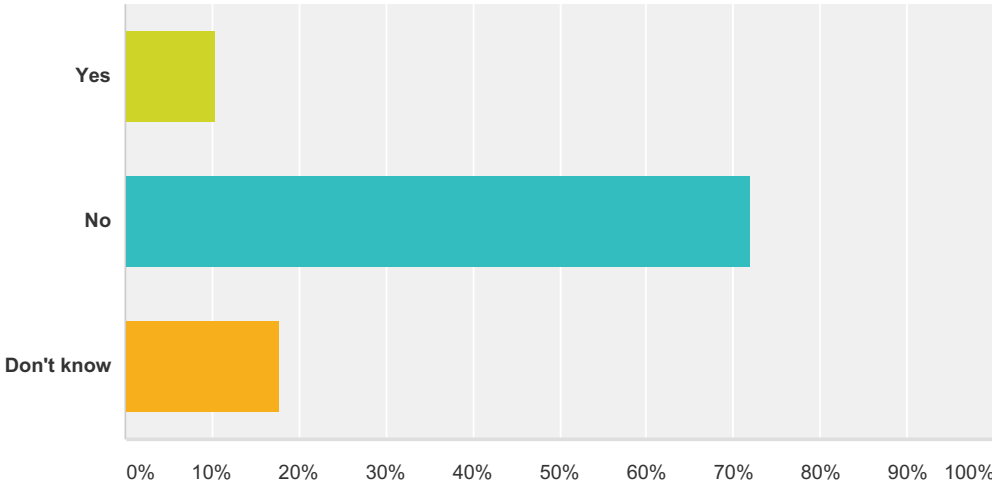
Answered: 232 Skipped: 2



Answer Choices	Responses	
More pupils	44.83%	104
Fewer pupils	15.09%	35
The same number of pupils	25.00%	58
Don't know	15.09%	35
Total		232

Q16 Are you aware of any local independent schools facing closure?

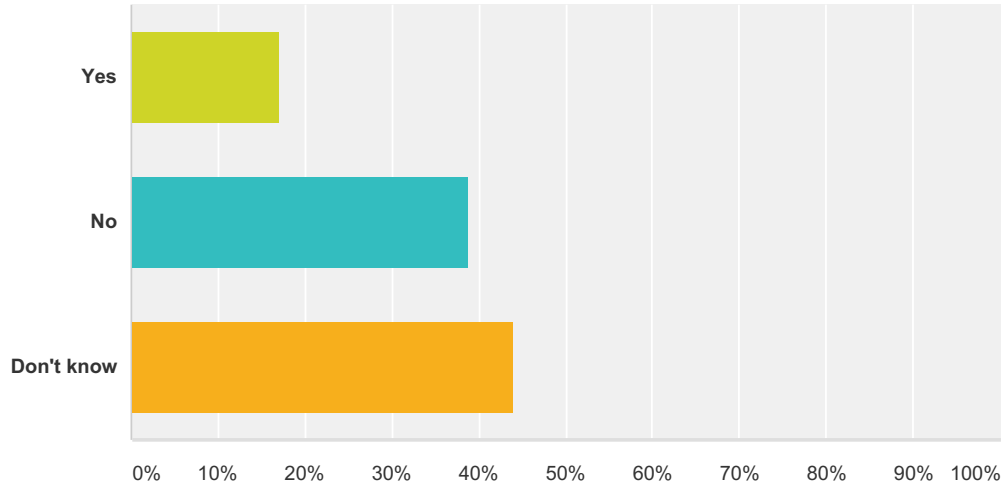
Answered: 232 Skipped: 2



Answer Choices	Responses
Yes	10.34% 24
No	71.98% 167
Don't know	17.67% 41
Total	232

Q17 Have you gained any pupils following the closure of any local independent schools?

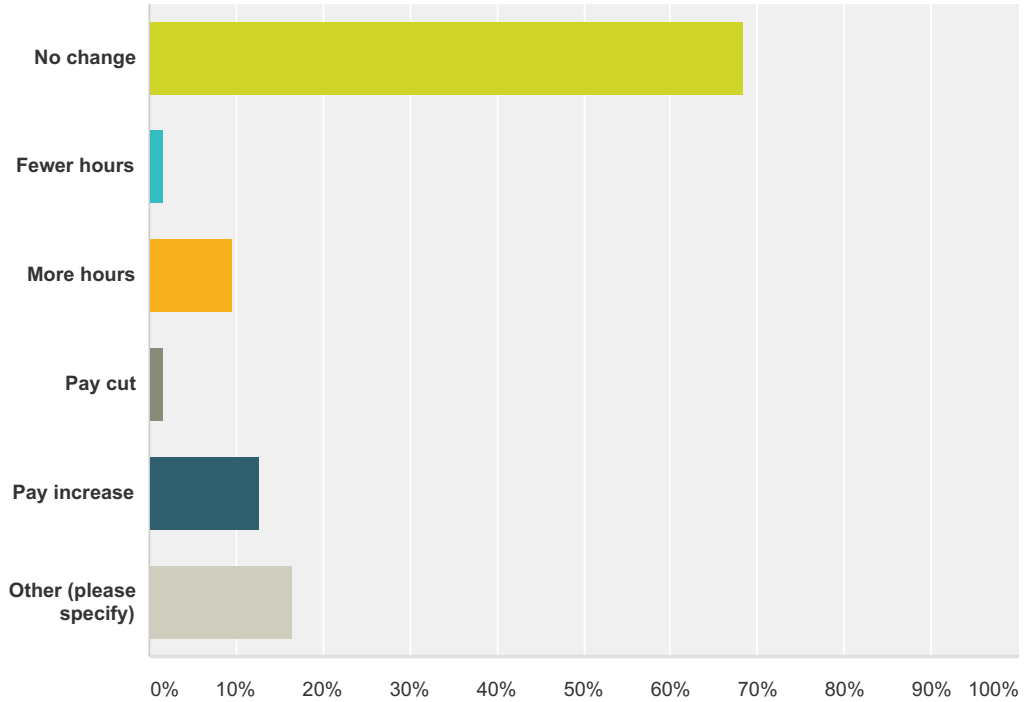
Answered: 229 Skipped: 5



Answer Choices	Responses
Yes	17.03% 39
No	38.86% 89
Don't know	44.10% 101
Total	229

Q18 Have your terms and conditions changed for this academic year, other than through a change of job, and if so, how have they changed? (Please mark all that apply)

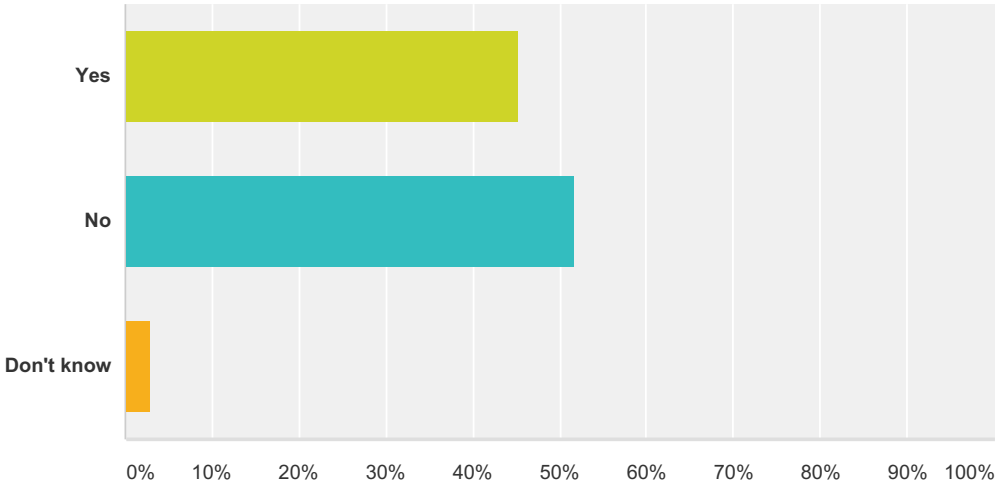
Answered: 229 Skipped: 5



Answer Choices	Responses
No change	68.56% 157
Fewer hours	1.75% 4
More hours	9.61% 22
Pay cut	1.75% 4
Pay increase	12.66% 29
Other (please specify)	16.59% 38
Total Respondents: 229	

Q19 Does your school hold regular training days for support staff?

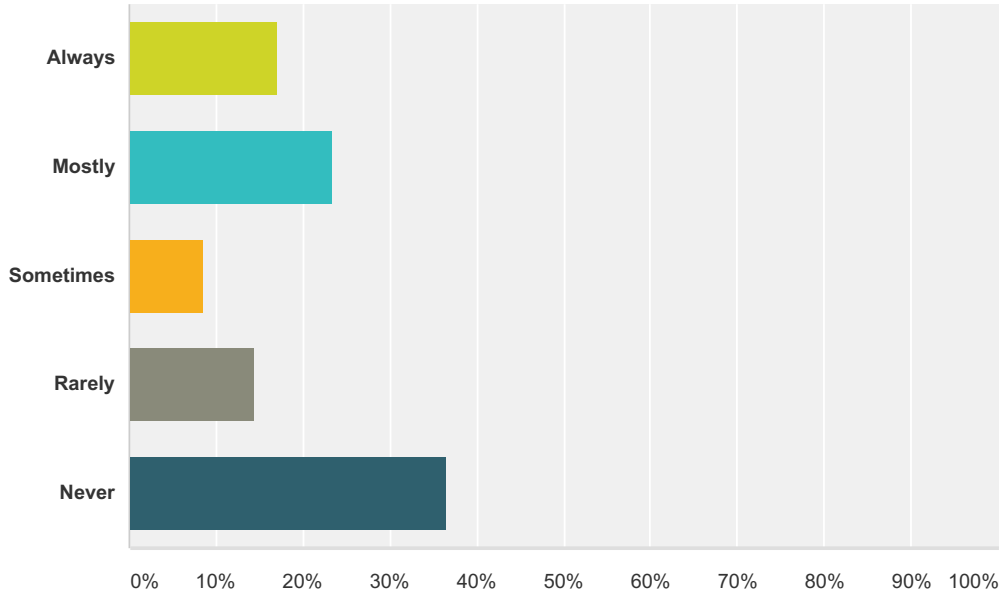
Answered: 232 Skipped: 2



Answer Choices	Responses
Yes	45.26% 105
No	51.72% 120
Don't know	3.02% 7
Total	232

Q20 If you work six or more hours during the day, do you receive an uninterrupted lunch break of a minimum of 40 minutes as recommended by ATL?

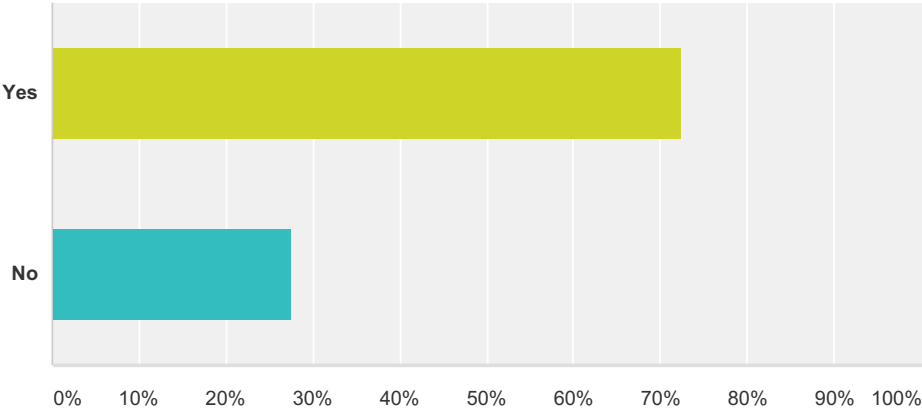
Answered: 222 Skipped: 12



Answer Choices	Responses
Always	17.12% 38
Mostly	23.42% 52
Sometimes	8.56% 19
Rarely	14.41% 32
Never	36.49% 81
Total	222

Q21 If you work six or more hours during the day, do you take an uninterrupted lunch break of at least 20 minutes every day?

Answered: 218 Skipped: 16



Answer Choices	Responses
Yes	72.48% 158
No	27.52% 60
Total	218